Approved LV Battery List

Version: Growatt-LV48-0021

Date issued: 2026/4/13

Issued by: ShenZhen Growatt New Energy Co.,Ltd.

We Growatt hereby declares that these inverter models are compatible with below brand batteries.

Issued by: Daisy Xiao

Inverter models:

SPM 3-6kTL-HU, SPM 8-10kTL-HU, SPH 8-10kTL-HU-US(B), SPH 10000TL-HU, SPH 10000TL-HU-US will be abbreviated as SPH/SPM in the following.

SPE 8000-12000 ES, SPE 3.5-7KTL HVM-G2, SPE 6000-12000 US will be abbreviated as SPE in the following.

SPF 6000ES Plus, SPF 3-5k ES, SPF 3.5-5k ES Lite, SPF 2-5kTL HVM, SPF 3000TL LVM, SPF 3.5-5kTL HVM-Pro, SPF 4-12kT HVM, SPF 4-12kT DVM, SPF 4-18kT DVM-MPV will be abbreviated as SPF in the following.

WIT 4-25k-HU will be abbreviated as WIT in the following.

Battery list:

Battery		Inverter		
Battery Brand	Battery Model	Inverter Model	RS485 or CAN	Inverter Setup
Growatt	Hope 5.5L-A1,Hope 5.0L-B1	SPH/SPM HU	RS485	00
		SPE, SPF		L01
	ALP 5.0L-E2-US, ALP 5.0L-E1, AXE 5.0L - C1 Hope 5.5L-A1,Hope 5.0L-B1, Hope 14.3L-A1, Hope 16.0LM-A1/A2	SPH/SPM HU	CAN	01
		SPE, SPF		L51
		WIT		√
Sacolar	STR 5.5-A1	SPH/SPM HU	CAN	01
		SPE, SPF		L51
		WIT		√
		SPH/SPM HU	RS485	00
		SPE, SPF		L01
Enersys	OGHB 1548-Li	SPH/SPM HU	CAN	02
Topband	TB48100F-T110AD	SPH/SPM HU	RS485	03
		SPE, SPF		L01
Pylontech[3]	US2000B,US3000, US2000C, US3000C, Pelio-L UP5000, US5000, Force L1, Force L2, UF5000	SPH/SPM HU	CAN	04
		SPE, SPF		L52
		WIT		*√[3]
Dyness	DL LV Series Power LV Series A/B/BX LV Series	SPH/SPM HU	CAN	01
		SPE, SPF		L51
		WIT		√
		SPH/SPM HU	RS485	00
		SPE, SPF		L01
PYTES	V5°, E-BOX-48100R	SPH/SPM HU	CAN	01
		SPE, SPF		L51
		WIT		√
		SPH/SPM HU	RS485	00

		SPE, SPF		L01
Raystech	RT5427, RT10854, RT5000 LM, RT5000 B, RT5427-LV-RACK, RT5120M	SPH/SPM HU	CAN	01
		SPE, SPF		L51
		WIT		√
EG4[4]	EG4-LL, SR-48-100-LP4-IN-02, WM-48-100-IN-00, WP-16/280-1AWLL, WM-48|280-LL-00, WM-48-280-1-IN-LL-00	SPH/SPM HU	CAN	01
		SPE, SPF		L51
		WIT		√
Zetara	ZLES5000R, ZRLVESS5KR, ZRLVESS10KR, ZRLVESS5KR-LP, ZRLVESS5KR-V3, ZLES5000W, ZRLVESS5KW-SC, ZRLVESS10KW, ZRLVESS14.3KW, ZRLVESS14.3KW-OD, ZRLVESS5KHS, ZRLVESS5KVS	SPH/SPM HU	CAN	01
		SPE, SPF		L51
		WIT		√
Soluna	Soluna EOS 5K Pack Soluna EVO 5K Pack Soluna 10K Pack LV Soluna Franz 9.6K Pack LV	SPH/SPM HU	CAN	01
		SPE, SPF		L51
		WIT		√
CF Energy[5]	CFE-5100,CFE-5100S, CFE-2400,CFE-10H, CFE-5,CFE-WL10, CFE-WL15	SPH/SPM HU	CAN	01
		SPE, SPF		L51
		WIT		√
Briggs & Stratton	SPHI-6.6-L0 SPHI-13.2-L0 SPHI-19.8-L0 SPHI-6.6-L0-C SPHI-13.2-L0-C SPHI-19.8-L0-C	SPH/SPM HU	CAN	04
		SPE, SPF		L52
Bicodi[6]	BD048100P05 BD048200P10 BD048230W12 BD048314W16 BD048345W18 BD048100L05 BD048100R05	SPH/SPM HU	CAN	01
		SPE, SPF		L51
		WIT		√
Vami	F48100/48171/48200/48230/48300/48314 R48100	SPH/SPM HU	CAN	01
		SPE, SPF		L51
		WIT		√

LVTOPSUN	LVTS-256100 LVTS-256200 LVTS-256280 LVTS-512100 LVTS-512200 LVTS-512230 LVTS-512280 LVTS-512300 LVTS-512314 LVTS-512560	SPH/SPM HU	CAN	01
		SPE, SPF		L51
		WIT		√
Leoch Battery[7]	LR51.2-50 LR51.2-100 LR51.2-150 LR51.2-200 LW51.2-50 LW51.2-100 LW51.2-150 LW51.2-200 LF51.2-300	SPH/SPM HU	CAN	01
		SPE, SPF		L51
		WIT		√
Eccosolar	LFELI-12100T LFELI-24100T LFELI-24100 LFELI-4850W1 LFELI-48100 LFELI-48100MB16 LFELI-48200MB16 LFELI-51.250 LFELI-51.2100 LFELI-51.2200	SPH/SPM HU	CAN	01
		SPE, SPF		L51
		WIT		√
Sunket	LFP 10kWh/LV LFP 5kWh/LV LFP 5000 LFP 16000 LFP 16kWh/LV	SPH/SPM HU	CAN	01
		SPE, SPF		L51
		WIT		√
EVE	EVE-LVI-5.0 EVE-LVW-5.0 RES-PLI-II-5.0 RES-PLW-II-5.0 RES-PLW-I-10.0 RES-PLW-I-16.0	SPH/SPM HU	CAN	01
		SPE, SPF		L51
		WIT		√

KNYEE ENERGY[8]	KNY51100 KNY51200 KNY51300 ZC-L48100 ZC-L51100 ZC-W51100 ZC-S51100 ES-LV-5 ES-LV-10 ES-LV-15 ZC-P51100 KNY-P51300	SPH/SPM HU	CAN	01
		SPE, SPF		L51
		WIT		√
SHOTO[9]	SDC10-Box5 SDC10-Box16 HP10-Box5 Pro HP10-F5 HP10-F10 HP10-F14 SDC48150 HP-B10 ZTS48150S SDA10-48100	SPH/SPM HU	CAN	01
		SPE, SPF		L51
		WIT		√
EASYWAY[10]	UNIV5100 UNIV5200 UNIV6900 UNIV7600 UNIV10kWh(S) UNIV-14.3kWh UNIV16kWh	SPH/SPM HU	CAN	01
		SPE, SPF		L51
		WIT		√
BETTENERGY	ELESHELL 5K ELESHELL 10.2K ELESHELL 14.3K ELESHELL 16K ELESHELL 10.2K PLUS ELESHELL 16K PLUS ELEBOX 5K-LV ELECUBE 10.2K ELECUBE 16K	WIT	CAN	√
RISING	lite 14K3 AIR 16K	SPH/SPM HU	CAN	01
		SPE, SPF		L51
		WIT		√

Discover[11]	HELIOS ESS AES Rackmount	SPH/SPM HU	CAN	01
		SPE, SPF		L51
AURORA	YF-LFP-5kwh YF-LFP-10.5kwh YF-LFP-15kwh YF-LFP-16kwh YF-LFP-21.5kwh YF-LFP-30kwh	WIT	CAN	√
UZ Energy	PLPA-L1-5K1 PLPA-L1-10K2 IG-16K-U L051100-B WJ Series PLPA-L1-10K2-U L051100-A1	SPH/SPM HU	CAN	01
		SPE, SPF		L51
Sunlux	SL-LFP-5kwh SL-LFP-10.5kwh SL-LFP-15kwh SL-LFP-16kwh SL-LFP-21.5kwh SL-LFP-30kwh	WIT	CAN	√

Growatt battery partners that support closed-loop communications

SACOLAR
TOPBAND BATTERY
Pytes
PYLONTECH
DYNESS
EnerSys
RAYSTECH
ZETARA
SOLUNA™
EG4
CEE energy storage system
BRIGGS&STRATTON ENERGY SOLUTIONS
BICODI
Vami
LEOCH 理士電池 Leoch Battery
LVTOPSUN
ecco SOLAR
SUNKET® Sun, Key Energy, Technology
EVE Energy
KNYZE ENERGY
shoto
EASYWAY ENERGY
BETTENERGY
RISING
Sunlux
aurora OPTOELECTRONIC
UZ ENERGY
DISCOVER ENERGY SYSTEMS

Shenzhen Growatt New Energy Co.,Ltd

Add 4-13/F,Building A,Sino-German(Europe)Industrial Park, Hangcheng Ave,Bao'an District,Shenzhen, China
Tel 0755 2951 5888 Fax 0755 2747 2131
Web www.ginverter.com Email info@ginverter.com

Appendix I Note:

1. Please set Battery Mode to Lithium and set the Lithium Mode according to the inverter set up above.

2. The purchaser should confirm with the battery supplier if the battery is compatible with Growatt inverter, or Growatt will not be liable for any failure that caused by communication issue.

3. Pylontech Batteries

If using Pylontech batteries, **the communication cable provided by Pylontech must be used** to ensure proper communication and compatibility.

3*. If using Pylontech batteries with **WIT 4-25K-HU**, please change the Battery Protocol Settings to Pylon Battery Protocol through Growatt OSS or Growatt ShineTools.

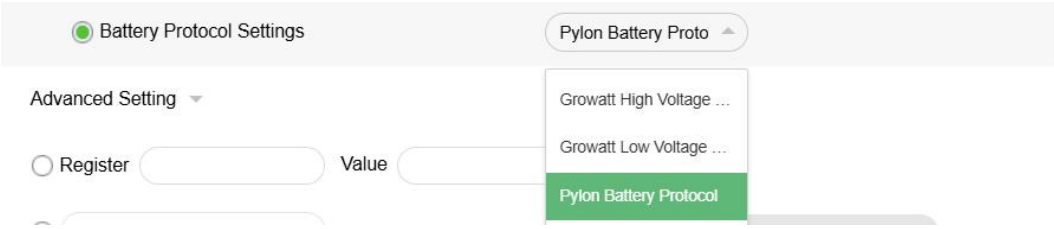

4. EG4 Batteries

If issues occur while using EG4 batteries, **upgrade the battery firmware to the latest version** and verify if the problem persists.

5. CF Energy Batteries

CF Energy Batteries do not support wake-up by the inverter. If the battery is discharged to the **maximum allowable Depth of Discharge (DOD)** and shuts down,

A. **press the power button to restart it.**

B. Then, use **grid power or PV power** to recharge the battery to restore

normal operation.

6. Bicodi Batteries

Please make sure that the firmware version of Bicodi Batteries is above V1.2.1T2

7. Leoch Battery

Please make sure that the firmware version of Leoch Batteries is above P1547V320-18751-3.02C-000

8. KNYEE ENERGY

1) Please change the communication protocol of KNYEE ENERGY Battery to Growatt CAN communication protocol

2) Please make sure that the firmware version of KNYEE ENERGY Battery is at least the following version or higher.

	Model	Firmware Version
KNYEE ENERGY	KNY51100	23.2.4
	KNY51200	
	KNY51300	
	ZC-L48100	2.01A
	ZC-L51100	2.01
	ZC-W51100	12.13.2
	ZC-S51100	2.01
	ES-LV-5	2.00
	ES-LV-10	
	ES-LV-15	
	ZC-P51100	1.00
	KNY-P51300	2.00

9. SHOTO Battery

It is recommended that the firmware version of WIT4-15K-HU is above YEaa1008 ZDda10

10. EASYWAY Battery

If using EASYWAY batteries,

1) Please change the communication protocol of EASYWAY Battery to Growatt CAN communication protocol.

2) Please note that the battery screen displays information about a single battery cluster, while the inverter displays information about the complete battery system. If there are multiple battery clusters, the data will differ.

11. Discover Battery

If using Discover Battery,

1) To ensure optimal communication performance, please wrap the battery communication cable 5 turns around the ferrite core.

2) To ensure optimal performance, please upgrade the battery BMS to V4.10.0.0 version or above

3) AES Rackmount requires the LYNK II Communication Gateway for closed-loop CAN communication.

12. Kindly reach out to the email address provided below if you are seeking compatibility with Growatt Inverters.

iverson.li@growatt.com Iverson Li

zhenqi.xiao@growatt.com Daisy Xiao

Appendix II Lithium Battery Commissioning for SPH

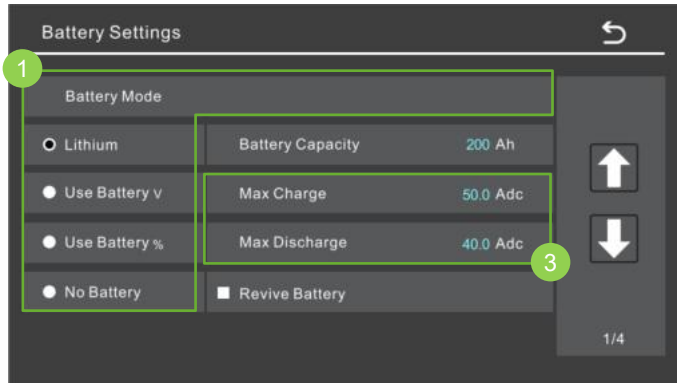

1. Choose **Lithium** for **Battery Mode**

2. Set the communication protocol according to the **Inverter Setup** on the **Battery List** above.

3. **Max Charge:** The **Max Charge** current will be provided by BMS automatically and can not be changed if the communication is successful.

Max Discharge: Set the Battery capacity and Max Discharge current according to the Battery parameters.

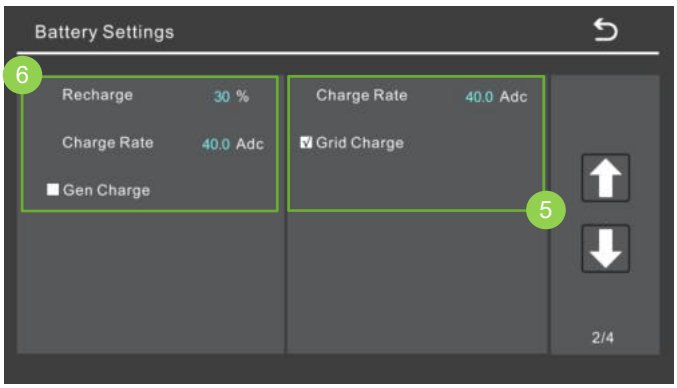

4. **LBCO / LBCO / LBCO Alarm.**

LBCO: Low Battery Cut Off. The inverter will shut off its AC output if the actual battery capacity is lower than this value. The backup load can still be powered by the grid. The default value is 10%. The minimum value that can be set is 5%.

LBCO Alarm: Low Battery Cut Off Alarm, the inverter will send alarm if the actual battery value reaches this value. The default value is 20%. The minimum value can be set is 10%.

LBCI: Low Battery Cut In. The inverter AC output will resume if actual battery capacity reaches this value. The default value is 30%.The minimum value can be set is 29%.

The set value must match **LBCO<LBCO alarm<LBCI**, otherwise the setting will not be successful. The **Battery SOC / Volt** setting of **TOU** needs to be **greater** than the **LBCO alarm** value, or the settings will not be successful.

5. Set the **Charge Rate** and **Grid Charge** based on needs

Grid Charge: Enable Grid Charge to use grid to charge the battery.

Charge Rate: Set the charging current of the grid

6. Set the **Recharge, Charge Rate** and **Gen Charge** based on needs.

Recharge: When there is a blackout and Automatic Start for generator is enabled the generator will automatically start and power the loads if the actual battery capacity is lower than the Recharge value

Charge Rate: Set the charging current of the generator

Gen Charge: Allow generator to charge the battery